
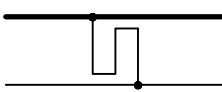

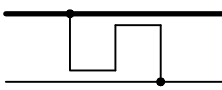

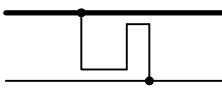

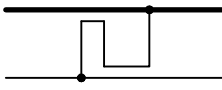

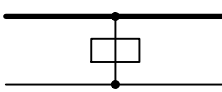

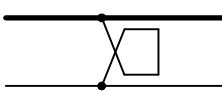

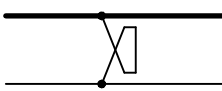

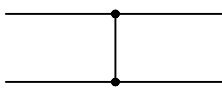




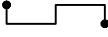
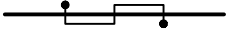

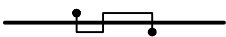

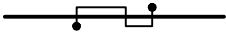



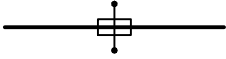




BaneNOR, Jernbaneteknikk
Symbolbibliotek, signalsymboler

Skjøteløse sporfelt


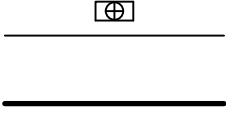

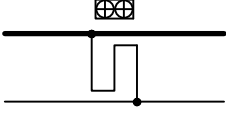

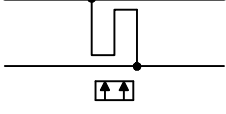

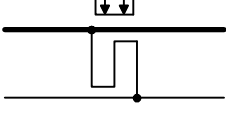

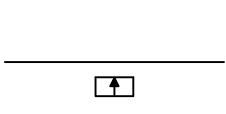

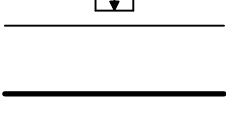

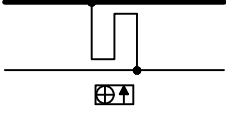

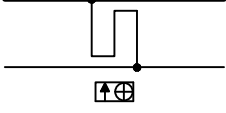

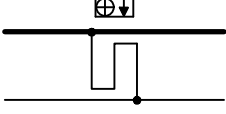

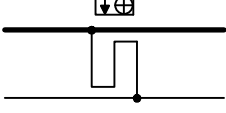
FTG-S. Forbindere

| Grafikk, blokk navn | Eksempel | Navn, beskrivelse. Norm: TRV | Dynamiske funksjoner | Attributter |
|---|---|---|----------------------|-------------|
|  ISO917 |  | S-forbinder FTG-S 917/917 | | |
|  ISO46 |  | S-forbinder FTG-S 46/46 | | |
|  ISO46917 |  | S-forbinder FTG-S 46/917 | | |
|  ISO46917_2 |  | S-forbinder FTG-S 917/46 ISO46917 speilvendt | | |
|  MIDDICSTOR |  | Forbinder med potensialutligner | | |
|  ISOC46 |  | Endeforbinder FTG-S 46 | | |
|  ISOC917 |  | Endeforbinder FTG-S 917 | | |
|  Forbinder |  | Kortslutningsforbinder | | |

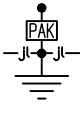
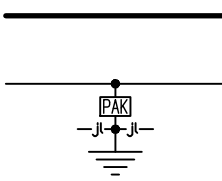
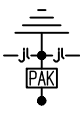
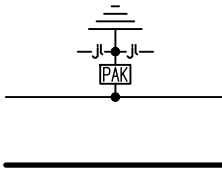
FTG-S. Forbindere

| Grafikk, blokk navn | Eksempel | Navn, beskrivelse. Norm: TRV | Dynamiske funksjoner | Attributter |
|---|---|---|----------------------|-------------|
|  SBAND917 |  | S-forbinder FTG-S 917/917 | | |
|  SBAND46 |  | S-forbinder FTG-S 46/46 | | |
|  SBANDMIX |  | S-forbinder FTG-S 46/917 | | |
|  SBANDMIX_2 |  | S-forbinder FTG-S 917/46 SBANDMIX speilvendt | | |
|  MIDCON |  | Forbinder med potensialutligner | | |
|  MIDCON2 |  | Forbinder med potensialutligner | | |
|  ENDCON |  | Endeforbinder FTG-S 917 og FTG-S 46 | | |
|  SHORTCON |  | Kortslutningsforbinder | | |


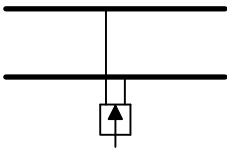

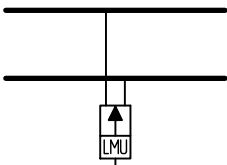

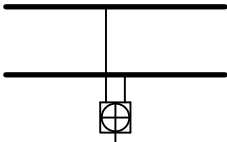
FTG-S. Sendere og mottaker

| Grafikk, blokk navn | Eksempel | Navn, beskrivelse. Norm: TRV | Dynamiske funksjoner | Attributter |
|---|---|---|----------------------|--|
|  TRAREC1 |  | Mottaker (for ett sporfelt) | | OV (Tekst over til venstre) OH (Tekst over til høyre) UV (Tekst under til venstre) UH (Tekst under til høyre) |
|  TRAREC2 |  | Mottaker (for to sporfelt) | | OV OH UV UH |
|  TRAREC3 |  | Sender (for to sporfelt) | | OV OH UV UH |
|  TRAREC4 |  | Sender (for to sporfelt) | | OV OH UV UH |
|  TRAREC5 |  | Sender (for ett sporfelt) | | OV OH UV UH |
|  TRAREC6 |  | Sender (for ett sporfelt) | | OV OH UV UH |
|  TRAREC7 |  | Avstemt enhet (for to sporfelter) Sender og mottaker | | OV OH UV UH |
|  TRAREC8 |  | Avstemt enhet (for to sporfelter) Sender og mottaker | | OV OH UV UH |
|  TRAREC9 |  | Avstemt enhet (for to sporfelter) Sender og mottaker | | OV OH UV UH |
|  TRAREC10 |  | Avstemt enhet (for to sporfelter) Sender og mottaker | | OV OH UV UH |


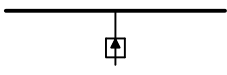

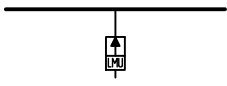

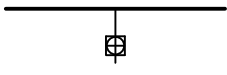
FTG-S. Sendere og mottaker

| Grafikk, blokk navn | Eksempel | Navn, beskrivelse. Norm: TRV | Dynamiske funksjoner | Attributter |
|--|---|--|----------------------|-------------|
|  <p>SA_Jordet seksjonert jl</p> |  | Jordet seksjonert jordleder med filter | | |
|  <p>SA_Jordet seksjonert jl_2</p> |  | Jordet seksjonert jordleder med filter | | |

TI21. Symbol for sporisolering

| Grafikk, blokk navn | Eksempel | Navn, beskrivelse. Norm: TRV | Dynamiske funksjoner | Attributter |
|---|--|------------------------------|----------------------|-------------|
|  SA_TI21_Sender |  | Sender | | |
|  SA_TI21_Sender_LMU |  | Sender med LMU (forsterker) | | |
|  SA_TI21_Mottaker |  | Mottaker | | |

TI21. Symbol for en-linje tegninger

| | | | | |
|---|---|-----------------------------|--|--|
|  SA_TI21_Sender_1 |  | Sender | | |
|  SA_TI21_Sender_LMU_1 |  | Sender med LMU (forsterker) | | |
|  SA_TI21_Mottaker_1 |  | Mottaker | | |