




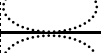

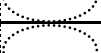
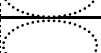
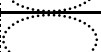
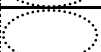




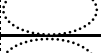
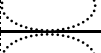
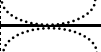
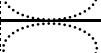
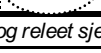
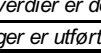


**553 Regler for kontroll signal - sjekkliste for bytte av sikkerhetsrele type DSI**

Lokasjon: \_\_\_\_\_

Kontroll av tilkoblinger på DSI-rele								
Rele navn				Rele typebetegnelse		Serienummer		
Antall ledn. Tilkoblet	Kontaktnummer	Antall ledn. Tilkoblet	Tegningsnummer	Avh.ktr fra pkt	Avh.ktr til pkt	Avheng. Kontroll utført	Funksjons kontroll utført	Kommentarer eller S-nummer på tegning
	1 2							
	A 20 F20							
	A 19 F19							
	A 18 F18							
	A 17 F17							
	A 16 F16							
	A 15 F15							
	A 14 F14							
	A 13 F13							
	A 12 F12							
	A 11 F11							
	A 10 10							
	A 9 9							
	A 8 8							
	A 7 7							
	A 6 6							
	A 5 5							
	A 4 4							
	A 3 3							
	A 2 2							
	A 1 1							

Komponentkontroll utført og releet sjekket mot evt. reletabell eller annen dokumentasjon

Releet er kontrollmålt og verdier er dokumentert

Merking av rele og ledninger er utført og kontrollert i henhold til dette skjema før og etter relebyttet

Kontroll og bytte er utført av		dato :
Navn :		

Alle eventuelle midlertidige stropper, arriteringsskruer eller koblinger er fjernet

Ansvarlig kontrollør		dato :
Navn :		

Underskrift ansvarlig sikkerhetskontrollør Signal

Notatfelt:

.....

.....

.....